


































Half Term Home Learning Menu! (Summer 2) Year 5 & 6

In the table, there are lots of different homework activities to choose from. You **MUST** complete the activities that are in a **grey coloured box each week**. You can only collect the 2 stars, for each of the grey coloured activities, at the end of the half term, once you have done them every week. At least **one 4-star activity** must be completed. You can choose to do whatever you like each week. However, by the end of the half term, you must have earned 20 stars. When you have completed a homework task, colour in the number of stars you achieved. If you manage to earn 20 stars or more over the half term, you will earn a reward!

'ad omnia paratus'

<p>SPaG – Spellings Learn your spellings every week and go on Spelling Shed at least once per week.</p> <p></p>	<p>History – The Victorians Carry out a research project into the Victorian era. Why is it famous? What was life like then? How did life change? What was discovered at that time?</p> <p></p>	<p>DT – Design and make Continue to research how traditional fairground rides operate i.e. carousels and ferris wheels. This is likely to include a study of motors and pulley systems. Could you amaze us by making one? Consider studying You Tube examples for guidance.</p> <p></p>	<p>Art – Year 6 Production As part of this year's production of 'The Greatest Showman' we would like you to produce a programme cover or poster to advertise it.</p> <p></p>																
<p>Wellbeing – Be Mindful This half term we are focusing on appreciating and noticing things around us. (please see the back of the sheet for all the information).</p> <p></p>	<p>Achievement Show and Tell Throughout the half term, choose one achievement that you are proud of, that you would like to share with your teacher /class. This could be Cubs or Brownie badges, sports, music or performing achievements. The list is endless!</p> <p></p>	<p>Reading - Fluency Read a minimum of 3 times a week – including at least once with an adult – and record the reading in your Reading Planner.</p> <p></p>	<p>Maths – Data collection Carry out a questionnaire with at least 10 people asking whether they like 5 different TV programmes. Record your answers in a table which also shows your findings as fractions and percentages.</p> <p></p>																
<p>Computing – E-Safety In some instances, we can create copies of writing / images and it is perfectly fine and legal. However, writing / images can be covered by copyright laws. What are copyright laws?</p> <p></p>	<p>Maths - Times tables Play on TTR at least three times per week to develop quick, accurate recall of multiplication and division number facts..</p> <p></p>	<p>English – Factual Writing For the love of writing ... find out about Queen Victoria – write a newspaper report about her coronation, a biography, a fact file... Focus on using a range of punctuation and passive voice.</p> <p></p>	<p>Science – Humans including animals Plan a healthy 'meal plan' for a week which contains the food groups and nutrients required for a healthy diet and lifestyle.</p> <p></p>																
																			Extra stars: