




































'ad omnia paratus'

## Half Term Home Learning Grid (Spring Term 1) Year 1 and 2

In the table, there are lots of different homework activities to choose from. You **MUST** complete the activities that are **coloured grey box each week**. At least **one 4-star activity** must be completed in a half term. You can choose to do whatever you like each week, however by the end of the half term, you must have earned 20 stars. When you have completed a homework task, ask a grown up to sign the box and you can colour in the number of stars you achieved. If you manage to earn 20 stars or more over the half term, you will earn a reward.

<p><b>Spelling</b> Practise your spellings each week, ready for a spelling test <b>every Friday</b>.</p> <p style="text-align: center;"></p>	<p><b>Maths:</b> Y1 Addition and subtraction – See attached sheet Y2 Money – see attached sheet</p> <p style="text-align: center;"></p>	<p><b>Geography:</b> Research a tourist attraction in London and present in a poster to encourage people to visit it.</p> <p style="text-align: center;"></p>	<p><b>Art:</b> Create a landscape picture of a selection of buildings on your road; demonstrating your sketching skills.</p> <p style="text-align: center;"></p>
<p><b>English:</b> Write a set of instructions on how to make a sandwich of your choice – See Sheet.</p> <p style="text-align: center;"></p>	<p><b>Computing:</b> Create your own digital footprint – see sheet.</p> <p style="text-align: center;"></p>	<p>Read at least 3 times <b>every week</b>, <b>making sure it's recorded in your diary to get a sticker</b>.</p> <p style="text-align: center;"></p>	<p><b>Wellbeing:</b> Challenge yourself and your family to learn something new.</p> <p style="text-align: center;"></p>
<p><b>Achievement Show and Tell:</b> Throughout the half term, choose <b>one</b> achievement that you are proud of, that you would like to share with your teacher/class. This could be a swimming badge, trophy, learning to ride a bike or learning to tie your shoelaces.</p> <p style="text-align: center;"></p>	<p><b>Maths:</b> Play on Numbots / Timetables Rockstar at least once <b>every week</b>.</p> <p style="text-align: center;"></p>	<p><b>Science:</b> Go on a materials hunt around your house. Find 3 objects and write a sentence stating what material the object is made from. See attached sheet.</p> <p style="text-align: center;"></p>	<p><b>PE:</b> Create an obstacle course in your garden or a room in your house. Be creative. Take a photo of your course.</p> <p style="text-align: center;"></p>
     	             		<p>Extra stars:</p>