

































Name: \_\_\_\_\_

## Foundation Homework Menu Spring 1 2025

In the table, there are lots of different activities to choose from. Please try to complete the activities that are in a **coloured grey box regularly**. At least **one 4-star activity** must be completed. Aim to earn at least 20 stars.

<p><b>Read at least 3 times a week.</b> Read the Read Write Ink book (Sound Blending or Red Ditty Book). Read story books together and discuss what happened in the story.</p> <p style="text-align: right;"></p>	<p><b>Find out about the Legend Robin Hood.</b> You could try and find a book at the library, do some online research, or even visit The Major Oak or Robin Hood statue in town!</p> <p style="text-align: right;"></p>	<p><b>Practice counting and number recognition up to 10.</b> You can count practically using objects or pictures, or play the Underwater Counting game on Top Marks. Can you count forwards, backwards or even in 2's? <a href="https://www.topmarks.co.uk/learning-to-count/underwater-counting">https://www.topmarks.co.uk/learning-to-count/underwater-counting</a></p> <p style="text-align: right;"></p>	<p><b>Practice finding out what is 1 less than a number up to 5, 10 or 20.</b> You can use objects (like raisins or sweets) or your number line to help. You might even learn it by recall!</p> <p style="text-align: right;"></p>
<p><b>Learn something new!</b> Learn a new skill, or how to make something you've never made before. You could learn a new rhyme or how to say hello in a different language. If you receive any awards, you can share these on Monday 10<sup>th</sup> February in our achievement Show and Tell.</p> <p style="text-align: right;"></p>	<p><b>Investigate what floats and what sinks.</b> You could use water in the sink or bath and test different kinds of objects.</p> <p style="text-align: right;"></p>	<p><b>Exercise every day</b> in any way! Walk, scoot, climb, run, skip, jump or dance. This half term we will be dancing in PE. You could try to move in time to the beat of the music at home or copy and repeat some moves to create a sequence.</p> <p style="text-align: right;"></p>	<p><b>Play a game and take turns.</b> Make sure you follow the rules and try to be happy for whoever wins – it's just for fun!</p> <p style="text-align: right;"></p>
<p><b>Make something that is linked to a castle – anything!</b> It could be: - A model of a castle made using Lego or boxes - A flag for a castle - A castle collage You are a castle creator!</p> <p style="text-align: right;"></p>	<p><b>Write a word sentence in your News Book at least twice over the half term.</b> Let us know any special events, achievements or what you have been up to at the weekends! Try to: - Sound out/Fred Talk each word - Use fingers spaces between words - Use a full stop at the end of a sentence</p> <p style="text-align: right;"></p>	<p><b>Prepare a healthy snack</b> Think about what your body needs to keep healthy. Use your chopping, peeling, cutting or cooking skills to make a healthy snack. We hope you enjoy eating it too! If it's tricky eating with your knife and fork, then keep practising this skill too.</p> <p style="text-align: right;"></p>	<p><b>Practise Set 1 phonics</b> (use the sound mats in book bags from Aut 1) You could: - check Tapestry for weekly phonics posts - Watch Alphablocks or recap Set 1 sounds using the video <a href="https://www.oxfordowl.co.uk">phonics pure sounds video</a> (<a href="https://www.oxfordowl.co.uk">oxfordowl.co.uk</a>) - Play a game online, like Pick A Picture (<a href="https://www.phonicsplay.co.uk">phonicsplay.co.uk</a>)</p> <p style="text-align: right;"></p>
<div style="display: flex; justify-content: space-around;"> <div style="text-align: center;"></div> <div style="text-align: center;"></div> <div style="text-align: center;"></div> <div style="text-align: center;"></div> <div style="text-align: center;"></div> <div style="text-align: center;"></div> </div>	<div style="display: flex; justify-content: space-around;"> <div style="text-align: center;"></div> <div style="text-align: center;"></div> <div style="text-align: center;"></div> <div style="text-align: center;"></div> <div style="text-align: center;"></div> <div style="text-align: center;"></div> </div>	<div style="display: flex; justify-content: space-around;"> <div style="text-align: center;"></div> <div style="text-align: center;"></div> <div style="text-align: center;"></div> <div style="text-align: center;"></div> <div style="text-align: center;"></div> <div style="text-align: center;"></div> </div>	<div style="display: flex; justify-content: space-around;"> <div style="text-align: center;"></div> <div style="text-align: center;"></div> </div> <p style="margin-left: 20px;">Extra stars:</p>