


















Half Term Home Learning Menu! (Autumn 1) Year 5 & 6

In the table, there are lots of different homework activities to choose from. Aim to complete the activities that are in a grey coloured box EVERY week. You can only collect the 2 stars, for each of the grey coloured activities, at the end of the half term, once you have done them every week. At least one 4-star activity must be completed. You can choose to do whatever you like each week. However, by the end of the half term, your target is to have earned 20 stars.

'ad omnia paratus'

<p>SPaG – Spellings</p> <p>Learn your spellings every week and go on Spelling Shed at least once per week.</p> <p></p>	<p>Geography – How are parts of our world different?</p> <p>Carry out a research project into different Biomes.</p> <p><i>What are key features of each one? How are they similar or different?</i></p> <p>You can choose how to present your message (poster, video clip etc).</p> <p></p>	<p>Art – Who is our focus artist this half term?</p> <p>Find out about the life of Louise Nevelson. Who is she and what did she create? You can choose how to present your message (poster, video clip etc).</p> <p></p>	<p>Computing – E-Safety</p> <p>Create an e-safety message on how to keep your personal information private. Include information on passwords and privacy settings. You can choose how to present your message (poster, video clip etc).</p> <p></p>
<p>PRIDE values</p> <p>Produce a sketch, a painting or a collage which represents at least one of our PRIDE (Positivity, Respect, Integrity, Determination, Equality) values.</p> <p></p>	<p>Achievement Show and Tell</p> <p>Throughout the half term, choose one achievement that you are proud of, that you would like to share with your teacher/ class. This could be a swimming badge, trophy, learning to ride a bike or learning to tie your shoelaces. The list is endless!</p> <p></p>	<p>Reading - Fluency</p> <p>Read a minimum of 3 times a week – including at least once with an adult – and record the reading in your Planner.</p> <p></p>	<p>Maths – Data</p> <p>Ask 10 people this question: What percentage of recyclable material does your house actually recycle? Can you use a bar chart, line graph, pie chart, pictogram, tally chart, fractions and/or percentages to reveal your findings?</p> <p></p>
<p>Science – Space</p> <p>Carry out a research project into 'Space'. Consider discussing the planets, the sun and the moon. You can reveal your findings on paper or electronically.</p> <p></p>	<p>Maths - Times tables</p> <ol style="list-style-type: none"> Play on Timetables Rockstar (sound check) three times a week. Find a reminder of your login details in your reading diary. Access the battles on TTRS. <p></p>	<p>English - Writing</p> <p>For the love of writing ... in no more than 500 words, produce a short story about ... something (or someone) that has gone missing. How exciting can you make it?</p> <p></p>	<p>Reading: Comprehension</p> <p>Complete the fortnightly comprehension task, which have been posted onto Teams. Have a go at answering the questions on your own then ask an adult to check. Remember to keep referring back to the text.</p> <p></p>
<p></p>	<p></p>	<p></p>	<p> Extra stars:</p>