



















Name: \_\_\_\_\_

## F2 Homework Menu Summer 1 2024

In the table, there are lots of different homework activities to choose from. Please try to complete the activities that are **coloured grey box each week**. At least **one 4-star activity** must be completed. You can choose to do whatever you like each week, however by the end of the half term, aim to earn at least 20 stars to earn a reward.

<b>Play a board game that involves turn taking.</b> Discuss, draw or write about feelings when you win, lose or draw! Remember to shake hands with everyone even if you don't win. 	<b>Name 3D shapes:</b> sphere, cube, cuboid, cylinder, pyramid. Have a shape hunt and name the 3D shapes for everyday objects such as a ball, can, or box of cereal. Can you describe the shapes too? 	Forests are unique and delicate habitats. Can you <b>research a forest</b> from anywhere in the world? Find out about the plants, animals and people who use the forest. 	<b>Play a phonics game</b> , such as Pick a Picture online <a href="https://phonicsplay.co.uk">Pick A Picture (phonicsplay.co.uk)</a> (you can choose the letter sets you want to practise,) you could use the games on Tapestry or match words and pictures at home. 
<b>Create a woodland animal or creature</b> out of any materials you choose. 	<b>Help with the gardening.</b> You could do some weeding, watering or even build a bug hotel! You might want to take some pictures to share on Tapestry. 	<b>Read or share your school books</b> three times a week. Try and read your Read, Write Inc book first as this is linked to what you have been learning. Ask an adult to write in your Reading Diary. Don't forget to return books in your reading folder every Friday. 	<b>Go on a photo walk through a forest or woodland.</b> Explore taking photos of nature from different angles and share your best picture at school or on Tapestry. 
<b>Get active every day.</b> Like in PE, you could practise your ball skills. Throw, roll and catch a ball, beanbag, or even a pair of socks! Practise kicking a ball, dribbling the ball close to your feet or kicking it to a target. You could play a ball game like Piggy in the Middle. 	<b>Write in your News book</b> once a week. Write a sentence or practise your number formation. 	<b>Practice recognition of numbers 11-20.</b> Can you write the numbers? Can you put them in order? Can you carefully count out objects to match the numbers? 	<b>Continue to use the Read Write Ink resources to practise your phonics.</b> Use the letter formation chart and practise using the rhymes to form letters correctly. Play fastest finger first to quickly find the sounds on the Speed Sound mat or use it to help read or write words. 
			 Extra stars: