















'ad omnia paratus'

## Half Term Home Learning Grid (Autumn Term 1) Year 1 and 2

In the table, there are lots of different homework activities to choose from. You **MUST** complete the activities that are **coloured grey box each week**. At least **one 4-star activity** must be completed in a half term. You can choose to do whatever you like each week, however by the end of the half term, you must have earned 20 stars. When you have completed a homework task, ask a grown up to sign the box and you can colour in the number of stars you achieved. If you manage to earn 20 stars or more over the half term, you will earn a reward.

<p>Practise your spellings each week, ready for a spelling test <b>every Friday</b>.</p> <p></p>	<p><b>Maths</b> Yr1- Practise number formation to 10. See attached sheet.  Yr2 – Practise counting in 2's,5's and 10's. See attached Sheet.</p> <p></p>	<p><b>Geography:</b> Children to draw a picture of what they think is the most interesting place in Burton Joyce. Write a sentence explaining why they like it.</p> <p></p>	<p>Research different rivers and complete the quiz.  <a href="http://www.oddizzi.com">www.oddizzi.com</a></p> <p></p>
<p><b>English:</b> Choose a story you really enjoy reading and bring it in during homework week to share with the class. Be prepared to discuss your favourite part.</p> <p></p>	<p><b>Art:</b> collage a landscape picture. This could be based on somewhere you visited during your summer break.</p> <p></p>	<p>Read at least 3 times <b>every week, making sure it's recorded in your diary to get a sticker</b>.</p> <p></p>	<p><b>PSHE:</b> draw a picture or share some photos of you and your family telling us a bit about them.</p> <p></p>
<p>Learn what is the Harvest Festival and why do we celebrate it?</p> <p></p>	<p>Play on Numbots / Timetables Rockstar at least once <b>every week</b>.</p> <p></p>	<p><b>Science:</b> Go on a materials hunt around your house. See attached sheet.</p> <p></p>	<p>Share an achievement with us. Have you learnt a new skill? This could be related to a club you complete outside of school or something you have learnt to do at home.</p> <p></p>
<div>☆ ☆ ☆ ☆ ☆ ☆</div>	<div>☆ ☆ ☆ ☆ ☆ ☆</div>	<div>☆ ☆ ☆ ☆ ☆ ☆</div>	<div>☆ ☆</div> <div>Extra stars:</div>