












## Year 3 and 4 Half-term Home-learning grid Summer 1 2023

In the table, there are lots of different activities to choose from. Please try to complete the activities that are in a **coloured grey box** at least once a week. At least **one 4-star activity** must be completed. Aim to earn at least 20 stars. **You can choose to do whatever you like each week, however by the end of the half term, you must have earned 20 stars. When you have completed a homework task, put a cross through the box and colour in the number of stars you achieved. If you manage to earn 20 stars or more over the half term, you will earn a reward.**

<p>Go on <b>Oddizzi</b> (log in details in reading diaries) and look at <b>The United Kingdom</b> section on <b>quizzes</b>. What can you remember? Can you improve your score each time? <a href="http://www.oddizzi.com">www.oddizzi.com</a></p> <p style="text-align: center;"></p>	<p><b>Geography: UK</b> Pick a country within the UK and create a fact file/ information leaflet about it. Don't forget to include the capital city, as well as key human and physical features of the country. Can you describe its location using the 8 compass points that we've been learning about?</p> <p style="text-align: center;"></p>	<p><b>English:</b> We are writing diary entries from the point of view of a book character. Can you write your own diary and keep adding to it throughout the half term.</p> <p style="text-align: center;"></p>	<p><b>SPaG: Prepositions</b> <a href="#">What is a preposition? - BBC Bitesize</a> Watch the video as a reminder about prepositions then have a go at the sheet. You can find this on your TEAMS account.</p> <p style="text-align: center;"></p>	
<p><b>Maths:</b> Go on My Maths and have a go at completing the work that has been set for you. <a href="https://www.mymaths.co.uk/">https://www.mymaths.co.uk/</a> <b>Year 3:</b> Fractions, money, time <b>Year 4:</b> Decimals, money, time</p> <p style="text-align: center;"></p>	<p><b>Scintilla Spark quiz</b> Visit <a href="https://scintilla.ai/login">https://scintilla.ai/login</a> use your login details in your reading diary and complete the weekly quizzes.</p> <p style="text-align: center;"></p>	<p><b>Reading</b> Read at least 3 times a week and record in your reading planner.  (This will also move you one step closer to a reading prize in class)</p> <p style="text-align: center;"></p>	<p><b>Art-</b> We are looking at different printing methods in art using repeating patterns and natural materials. Can you create your own prints? <a href="#">Art and Design KS1 / KS2: Printmaking with different materials - BBC Teach</a></p> <p style="text-align: center;"></p>	
<p><b>Science: Plants</b> Keep a diary of the changing plants in your garden. Take photos or make observational drawings of how the plants are changing over the half term. Annotate your pictures with notes about what you have noticed. Why have the plants changed and grown?</p> <p style="text-align: center;"></p>	<p><b>Maths: Times tables</b> 1. Play on Timetables Rockstar (<b>sound check</b>) three times a week. Find a reminder of your login details in your reading diary. (<b>Effort and progress will be rewarded each week</b>). 2. Access the battles on TTRS <b>Or</b> <a href="http://Multiplication Tables Check - 2023 - Timestables.co.uk">Multiplication Tables Check - 2023 - Timestables.co.uk</a> <b>Year 3:</b> 3x, 4x, 8x <b>Year 4:</b> All tables up to 12x</p> <p style="text-align: center;"></p>	<p><b>Music -</b> Follow the link to the website and listen to the piece of music. <a href="#">Vaughan Williams - The Lark Ascending - BBC Teach</a> Choose to either: 1) Write a fact file about Vaughan Williams. 2) Write a piece of poetry and draw the images the music creates when you listen to it.</p> <p style="text-align: center;"></p>	<p><b>Spelling:</b> Play on spelling shed as many times as you can! Why not try each game that has been set for each week using your new spelling rule?  <b>Login reminder in your planner.</b>  Practice your spelling rule each week ready for your test each Friday.</p> <p style="text-align: center;"></p>	
<p style="text-align: center;">☆ ☆ ☆ ☆ ☆ ☆</p>	<p style="text-align: center;">☆ ☆ ☆ ☆ ☆ ☆</p>	<p style="text-align: center;">☆ ☆ ☆ ☆ ☆ ☆</p>	<p style="text-align: center;">☆ ☆ ☆ ☆ ☆ ☆</p>	<p style="text-align: center;">Extra stars:</p>