






Year 3 and 4 Home learning grid Autumn 2, 2022

In the table, there are lots of different activities to choose from. Please try to complete the activities that are in a **coloured grey box** at least once a week. At least **one 4-star activity** must be completed. Aim to earn at least 20 stars. **You can choose to do whatever you like each week, however by the end of the half term, you must have earned 20 stars. When you have completed a homework task, put a cross through the box and colour in the number of stars you achieved. If you manage to earn 20 stars or more over the half term, you will earn a reward.**

<p>Go on Oddizzi (log in details in reading diaries) and look at the capitals and flags section on quizzes. How many do you know? Can you improve your score each time? www.oddizzi.com</p> <p style="text-align: center;"></p>	<p>History (Stone Age-Iron Age) Create a fact file for our topic 'Who Lived In Britain?' (Stone-Age/Bronze-Age or Iron-Age) to share what you have learnt with your family/friends. You can choose how to present it e.g. PowerPoint/ leaflet/ video/ animation.</p> <p style="text-align: center;"></p>	<p>English (Portal Story) Write your own portal story (a story which transports the characters into a magical world via a gate/wardrobe/magical tree or anything else you can imagine)! Remember to use what you have learnt to write a detailed setting description. Can you include fronted adverbials to describe when, where or how something happens?</p> <p style="text-align: center;"></p>	<p>SPaG (Fronted adverbials) Watch video and play on the quiz: What is a fronted adverbial? - BBC Bitesize Look at the examples and complete the fronted adverbials sheet.</p> <p style="text-align: center;"></p>
<p>Maths: Go on My Maths and have a go at completing the addition and subtraction work that has been set for you. Your teacher will be able to log on and see what you have done. (Log in details sent home in reading folders) https://www.mymaths.co.uk/</p> <p style="text-align: center;"></p>	<p>Scintilla Spark quiz (spaced retrieval) Visit https://scintilla.ai/login use your login details in your planner. Each week complete the new quiz set.</p> <p style="text-align: center;"></p>	<p>Reading Read at least 3 times a week and record in your reading planner. (This will also move you one step closer to a reading prize in class)</p> <p style="text-align: center;"></p>	<p>Computing E-safety – online bullying Create a poster/leaflet/PowerPoint to inform other children how to tackle online bullying and provide some tips of what they should do if they feel they have experienced bullying online.</p> <p style="text-align: center;"></p>
<p>Science: Rocks and Fossils Look at the rocks and soil investigation sheet. Choose one or two investigations to carry out. Take photographs and answer the following questions: How are you going to make sure it is a fair test? How will you record your results? What have you found out?</p> <p style="text-align: center;"></p>	<p>Maths: Times tables</p> <ol style="list-style-type: none"> Play on Timetables Rockstar (sound check) three times a week. Find a reminder of your login details in your reading diary. (Effort and progress will be rewarded each week). Practice times-tables using the multiplication grid. Can you beat your score each time? (Log in details in planner) <p style="text-align: center;"></p>	<p>Art Create your own Stone-Age cave painting to tell people of the future what it was like to live in 2022. Or Be a hunter gatherer- Use natural materials to create a Stone-Age picture</p> <p style="text-align: center;"></p>	<p>Spelling: Play on spelling shed as many times as you can! Why not try each game that has been set for each week using your new spelling rule? Login reminder in your planner.</p> <p>Practice your spelling rule each week ready for your test each Friday.</p> <p style="text-align: center;"></p>
			Extra stars:

