



















'ad omnia paratus'

Homework menu! (Autumn Term 1) Year 1 and 2

In the table, there are lots of different homework activities to choose from. You **MUST** complete the activities that are **coloured grey box each week**. At least **one 4-star activity** must be completed in a half term. You can choose to do whatever you like each week, however by the end of the half term, you must have earned 20 stars. When you have completed a homework task, ask a grown up to sign the box and you can colour in the number of stars you achieved. If you manage to earn 20 stars or more over the half term, you will earn a reward.

Practise your spellings each week, ready for a spelling test every Friday . 	Design a shop and label all of the things that you would sell – remember to use your phonics to sound out the words carefully 	Write a poem about your family! 	Continue to go on Oddizzi at least once a week. This is a geography-based resource that children can do quizzes on. The children have a log-in, in their reading diaries. www.oddizzi.com 	
Use coins to practice counting in 1s and 10s (Year 1) and then 2s and 5s (Year 2) 	Create a poster to advertise your favourite sport. 	Read at least 3 times every week . 	Create a picture of your house – using any media of your choice. 	
Take photos of interesting places around Burton Joyce (you can either print them or email them to your class teacher for the end of term). 	Play on Numbots / Timetables Rockstar at least once every week . 	Keep a food diary for a week and colour code for each food group. 	Play on Edshed at least once every week . 	
				Extra stars: